

Laboratory of Hisao Masai

January 7, 2022

Research subjects

- (1) Universality and diversity of DNA replication systems and their evolution
- (2) Regulation of spatio-temporal regulation of replication program through chromatin architecture and its spatial arrangement
- (3) Dynamic formation and resolution of cellular G-quadruplex structures and their biological functions
- (4) Cellular responses to replication stress and maintenance of genomic integrity: crosstalks with biological stress responses and relevance to cancer development
- (5) Novel strategies for anti-cancer treatment targeting replication factors
- (6) Roles of replication factors in development and functions of various organs and tissues

New addition

- (7) Mechanisms of generation of Breast Cancer: generation of DSB and its repair

Summary of our current research activities

Our goal is to understand the molecular mechanisms underlying the faithful inheritance of genetic materials and stable maintenance of the genome. Toward this goal, we are studying various aspects of chromosome dynamics, with particular focus on regulation during S phase, using *E. coli*, fission yeast, and mammalian cells. We try to elucidate how chromosomes replicate and how the inheritance of the replicated chromosomes is regulated to enable stable maintenance of the genome through generations. Answers to these questions will shed light on how defects in these processes may contribute to the development of diseases, including cancers, and to senescence. It will also help to identify novel target proteins for cancer therapies.

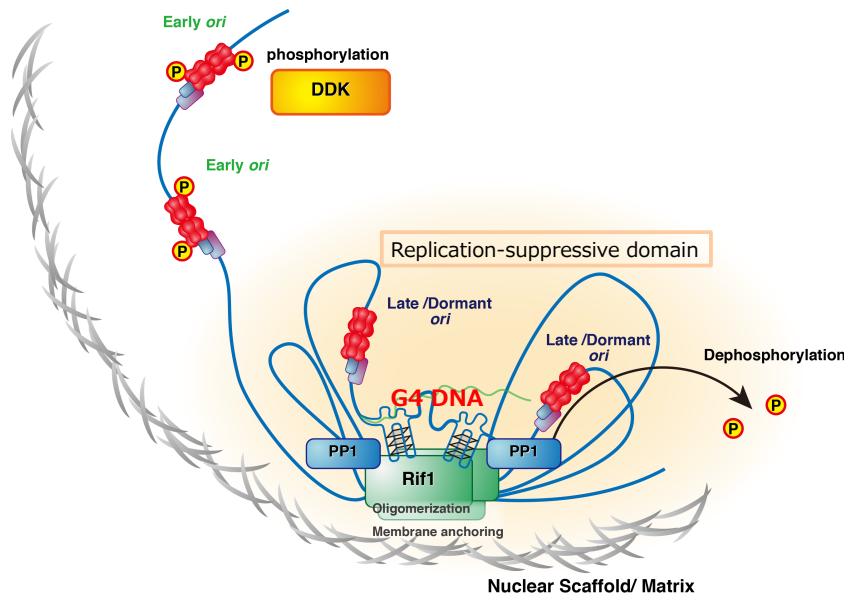
There are three major issues associated with genome DNA replication.

- ① Once and only once replication of the genome during a cell cycle and its strict coordination with mitosis.
- ② DNA replication during S phase is under spatio-temporal regulation and the process is intimately related to epigenome maintenance and alterations.
- ③ DNA replication encounters various threats along the course of the process. Cells need to cope with these “replication stress” to ensure completion of the entire genome duplication without major errors.

The failures in ① and ③ are directly linked to increased genome instability and generation of cell populations of abnormal growth. In order to elucidate mechanisms associated with these issues, we are working on the following four major subjects.

- 1) How are the timing and nuclear localization of DNA replication determined, and how is it related to the processes of other chromosome transactions?**

We discovered crucial roles of Rif1, an evolutionally conserved nuclear factor, in genome-wide regulation of replication timing (**Figure 1**). We are particularly interested in how association of Rif1 with nuclear membrane contributes to regulation of not only replication timing but also other events such as DSB repair and transcription.



Kanoh, Y. *et al.* (2015) *Nat. Struct. Mol. Biol.* 22: 889-897
 Toteva, T. *et al.* (2017) *Proc. Natl. Acad. Sci. USA.* 114: 1093-1098.

Figure 1 Regulation of chromatin architecture for establishing replication timing domains. Rif1 facilitates chromatin loop formation near nuclear membrane through its binding to G4 structures present in the intergenic segments and its multimerization activity. This will generate chromatin architecture that may be related to the replication timing domain structures.

2) Biological functions of G-quadruplex, especially in regulation of DNA replication.

Based on our findings, we have come to realize the crucial and ubiquitous roles of non-B DNA, more specifically, G-quadruple structures. Recent numerous reports indicate the essential roles of various G4 structures in transcription, recombination, genome rearrangement, epigenome regulation and others (**Figure 2**). Through analyzing the roles of G4 structures in replication initiation and chromatin regulation, we would like to disclose more general biological functions of G4 structures.

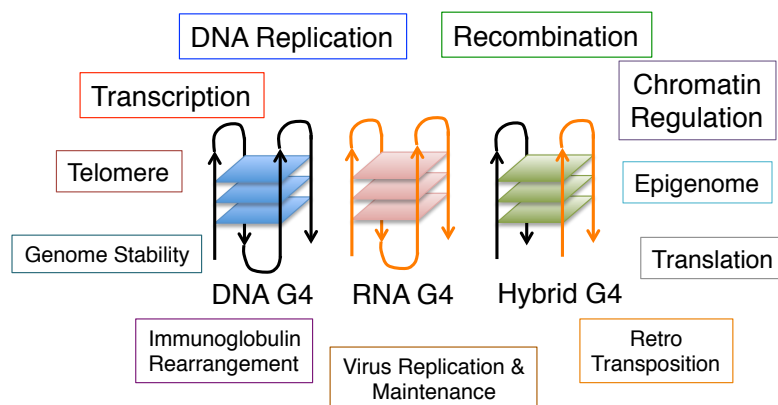
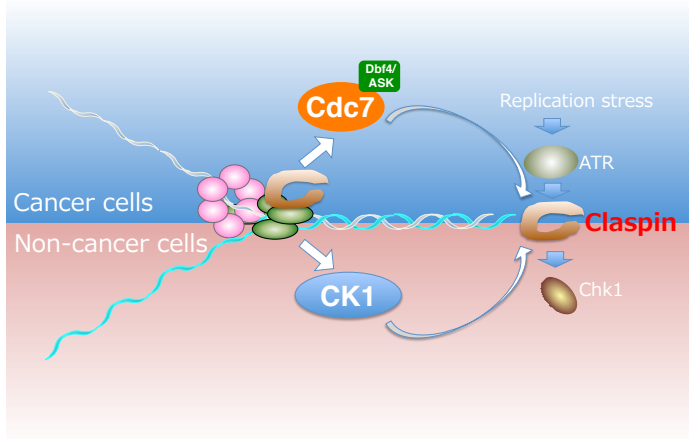


Figure 2 Potential biological roles of G4. Increasing numbers of reports indicate the crucial roles of G4, formed on DNA, RNA and RNA-DNA hybrids, in various chromosome transactions.

3) Mechanisms of cellular responses to replication stress and how are they connected other diverse cellular stress responses?

DNA replication needs to continue until the entire genome is replicated, once it is initiated. The block to ongoing DNA replication is a threat to the genomic integrity, and needs to be removed swiftly. Claspin/Mrc1 is a key protein that transmits the replication stress signal to the downstream effectors. We have discovered a novel function of



Mrc1/Claspin in regulation of initiation through interaction with Cdc7 kinase. We also discovered a crucial role of Cdc7 in activating replication checkpoint through phosphorylation of Claspin in cancer cells (**Figure 3**). Interestingly, in non-cancer cells, casein kinase plays a predominant role in phosphorylation of Claspin. On the basis of this finding, we are targeting Cdc7 for novel cancer therapy. Furthermore, we have

Figure 3 Differential mechanisms of replication stress responses in cancer and non-cancer cells. A conserved pathway induced by replication stress is drawn to the right corner of the figure. In this pathway, Claspin needs to be phosphorylated at a conserved CKBD motif to facilitate the binding of Chk1 kinase to Claspin. In cancer cells, Cdc7 is mainly responsible for this phosphorylation, whereas in non-cancer cells, CK1 (casein kinase 1 γ 1) plays a predominant role. This differential mechanism can be exploited to develop a strategy for cancer cell-specific cell killing by targeting Cdc7 kinase.

shown that Claspin is required also for cells to resume growth after serum starvation and for their responses to other forms of stresses including osmotic shock and high temperature (**Figure 4**).

Generation of cancer cells

Various biological stresses

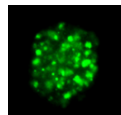
(Nutrition, temperature, Oxidation, Hypoxia, Bacterial infection etc.)



Replication stress

(DNA damage signals)

DNA damage foci in nuclei



Failure of DNA damage responses



Tumors: Malignant transformation

Figure 4 Formation of cancer cells.

Various cellular stresses could induce replication stress, thus activating Claspin-dependent checkpoint pathway. DNA damages are transiently induced by replication stress, but eventually removed by cellular DNA repair system. Once this cellular defense system is compromised, genome integrity is lost and cells are transformed into cancer state.

- 4) Roles of replication factors in development of individual organs and tissues and potential mechanistic diversification of replication systems.

We are interested in the *in vivo* roles of cell cycle/ checkpoint factors, and are making mutant mice in which these genes are conditionally knocked out in specific tissues/ organs by using the Cre-loxP system (Figure 5). *Cdc7* and its activation subunit, ASK, are required for brain development in mice, while they are differentially required for development of hematopoietic cells.

Postnatal day 12 (P12)

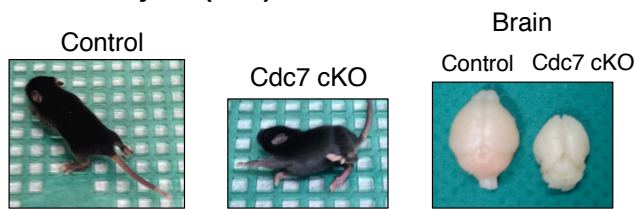



Figure 5 *Cdc7* knockout in neural stem cells causes defect in brain formation and growth retardation after birth. *Cdc7* (f/+) *Nestin^{Cre}* mice are born, but exhibit abnormal walking and limb-clasping reflexes, growth retardation and die by 20 days after birth. ASK (f/+) *Nestin^{Cre}* also exhibits similar phenotypes.

Postnatal day 18 (P18)



Original papers (after 2006)

- Ogino, K. and ***Masai, H.** (2006) "Rad3-Cds1 mediates coupling of initiation of meiotic recombination with DNA replication: Mei4-dependent transcription as a potential target of meiotic checkpoint." *J. Biol. Chem.* 281,1338-1344.
- Tanaka, T. and ***Masai, H.** (2006) "Stabilization of a stalled replication fork by concerted actions of two helicases." *J. Biol. Chem.* 281, 3484-3493.
- Sasaki, K., Ose, T., Tanaka, T., Mizukoshi, T., Ishigaki, T., Maenaka, K., **Masai, H.** and *Kohda, D. (2006) "Crystallization and preliminary crystallographic analysis of the N-terminal domain of PriA from *Escherichia coli*." *Biochim. Biophys. Acta.* 1764, 157-160.
- Kitamura, R., Sekimoto, T., Ito, S., Harada, S., Yamagata, H., **Masai, H.**, Yoneda, H. and *Yanagi, K. (2006) "Nuclear import of Epstein-Barr Virus Nuclear Antigen 1 mediated by NPI-1 (Importin α) is up- and down-regulated by phosphorylation of the nuclear localization signal for which Lys379 and Arg380 are essential." *J. Virol.* 80, 1979-1991.

5. Ogino, K., Hirota, K., Matsumoto, S., Takeda, T., Ohta, K., Arai, K. and ***Masai, H.** (2006) "Hsk1 kinase is required for induction of meiotic double-stranded DNA breaks without involving checkpoint kinases in fission yeast."
Proc. Natl. Acad. Sci. USA 103, 8131-8136.
6. Hayashida, T., Oda, M., Ohsawa, K., Yamaguchi, A., Giacca, M., Locksley, R.M., **Masai H.*** and Miyatake, S.* (2006) "Replication initiation from a novel origin identified in the Th2 cytokine cluster locus requires a distant conserved non-coding sequence." (*cocommunicating authors)
J. Immunol. 176, 5446-5454.
7. ***Masai, H.**, Taniyama, C., Ogino, K., Matsui, E., Kakusho, N., Matsumoto, M., Kim, J-M., Ishii, A., Tanaka, T., Kobayashi, T., Tamai, K., Ohtani, K., and Arai, K. (2006) "Phosphorylation of MCM4 by Cdc7 kinase facilitates its interaction with Cdc45 on the chromatin."
J. Biol. Chem. 281, 39249-32961. (This paper was selected as "JBC paper of the week" and was featured in the cover of December 22 issue of JBC.)
8. Yoshizawa-Sugata, N. and ***Masai, H.** (2007) "Human Tim/Timeless-interacting protein, Tipin, is required for efficient progression of S phase and DNA replication checkpoint."
J. Biol. Chem. 282, 2729-2740
9. Tanaka, T., Mizukoshi, T., Sasaki, K., Kohda, D. and ***Masai, H.** (2007) "*Escherichia coli* PriA protein: Two modes of DNA binding and activation of ATP hydrolysis."
J. Biol. Chem. 282, 19917-19927.
10. Sasaki, K., Ose, T., Okamoto, N., Maenaka, K., Tanaka, T., ***Masai, H.**, Saito, M., Shirai, T. and D. Kohda (2007) "Structural basis of the 3'-end recognition of a leading strand in stalled DNA replication forks by PriA."
EMBO J. 26, 19917-19927
11. Kim, J-M., Kakusho, N., Yamada, M., Kanoh, Y., Takemoto, N., and ***Masai, H.** (2008) "Cdc7 kinase is required for Claspin phosphorylation in DNA replication checkpoint."
Oncogene 27, 3475-3482.
12. Sasanuma, H., Hirota, K., Fukuda, T., Kakusho, N., Kugou, N., Kawasaki, Y., Shibata, T., **Masai, H.**, and ***Ohta, K.** (2008) "Cdc7-dependent phosphorylation of Mer2 facilitates initiation of yeast meiotic recombination."
Genes & Dev. 22, 398-410.
13. Sakaue-Sawano, A., Kurokawa, H., Morimura, T., Hanyu, A., Hama, H., Kashiwagi, S., Fukami, K., Imamura, T., Ogawa, M., **Masai, H.** and ***Miyawaki, A.** (2008) "Spatio-temporal dynamics of multicellular cell cycle progression."

Cell 132, 487-498. (Featured on the cover of the issue; “Exceptional” evaluation in F1000)

14. Kakusho, N., Taniyama, C. and ***Masai, H.** (2008) "Identification of stimulators and inhibitors of CDC7 kinase *in vitro*." *J. Biol. Chem.* 283, 19211-19218.

15. You Z. and Masai H. (2008) "Cdt1 forms a complex with MCM and activates its helicase activity." *J. Biol. Chem.* 283, 24469-24477.

16. Shimmoto, S., Matsumoto, S., Hayano, M., Yokoyama, M., Noguchi, E., Russell, P. and ***Masai, H.** (2009) "Interactions between Swi1-Swi3, Mrc1 and S phase kinase, Hsk1 may regulate cellular responses to stalled replication forks in fission yeast." *Genes to Cells* 14, 669-682.

17. Tanaka, H., Kubota, Y., Tsujimura, T., Kumano, M., Masai, H. and *Takisawa, H. (2009) "Replisome progression complex links DNA replication to sister chromatid cohesion in *Xenopus* egg extracts." *Genes to Cells* 14, 949-963.

18. Yoshizawa-Sugata, N. and ***Masai, H.** (2009) "Roles of human AND-1 in chromosome transactions in S phase." *J. Biol. Chem.* 284, 20718-20728.

19. Tanaka, T., Yokoyama, M., Matsumoto, S., Fukatsu, R., You, Z. and ***Masai, H.** (2010) "Fission yeast Swi1-Swi3 complex facilitates DNA binding of Mrc1." *J. Biol. Chem.* 285, 39609-39622.

20. Kundu, L.R., Kumata, Y., Kakusho, N., Watanabe, S., Furukohri, A., Waga, S., Sekia, M., **Masai, H.**, Enomoto, T., and *Tada, S. (2010) "Deregulated Cdc6 inhibits DNA replication and suppresses Cdc7-mediated phosphorylation of Mcm2-7 complex." *Nucleic Acid Res.* 38, 5409-5418.

21. Takeishi, Y., Ohashi, E., Ogawa, K., **Masai, H.**, Obuse, C. and Tsurimoto, T. (2010) "Casein kinase 2-dependent phosphorylation of human Rad9 mediates the interaction between human Rad9-Hus1-Rad1 complex and TopBP1." *Genes Cells* 15, 761-771.

22. Furuya, K., Miyabe, I., Tsutsui, Y., Paderi, F., Kakusho, N., **Masai, H.**, Niki, H. and *Carr, A. M. (2010) "DDK phosphorylates checkpoint clamp Rad9 and promotes its release from damaged Chromatin." *Mol. Cell* 40, 606-618.

23. Day, T.A., Palle, K., Barkley, L.R., Kakusho, N., Zou, Y., Tateishi, S., Verreault, A., **Masai, H.** and *Vaziri, C. (2010) "Cdc7-Mediated Rad18 Phosphorylation Directs the Accumulation of DNA Polymerase η at Sites of Stalled Replication."

J. Cell Biol. 191, 953-966.

24. Matsumoto, S., Shimmoto, M., Kakusho, N., Yokoyama, M., Russell, P. and ***Masai, H.** (2010) "Hsk1 kinase and Cdc45 regulate replication stress-induced checkpoint responses in fission yeast."
Cell Cycle 9, 4627-4637.

25. Kitamura, R., Fukatsu, R., Kakusho, N., Cho, Y-S., Taniyama, C., Yamazaki, S., Toh, G-T., Yanagi, K., Arai, N., Chang, H-J. and ***Masai, H.** (2011) "Molecular mechanism of activation of human Cdc7 kinase: Bipartite interaction with Dbf4/ASK stimulates ATP binding and substrate recognition."
J. Biol. Chem. 286, 23031-23043.

26. Hayano, M., Kanoh, Y., Matsumoto, S., Kakusho, N. and ***Masai, H.** (2011) "Pre-firing binding of Mrc1 defines the early-firing origins which are selectively hyper-activated upon loss of fork stabilizing factors in fission yeast."
Mol. Cell. Biol. 31, 2380-2389. (**"Recommended" evaluation in F1000**)

27. Uno, S and ***Masai, H.** (2011) "Efficient expression and purification of human replication fork-stabilizing factor, Claspin, from mammalian cells: DNA binding activity and novel protein interactions."
Genes to Cells, 16, 842-856.

28. Matsumoto, S., Hayano, M., Kanoh, Y. and ***Masai, H.** (2011) "Multiple pathways can bypass the essential role of fission yeast Hsk1 kinase in DNA replication initiation."
J. Cell Biol. 195, 387-401. (**"Must Read" evaluation in F1000**)

29. Hayano, M., Kanoh, Y., Matsumoto, S., Shrahige, K. and ***Masai, H.** (2012) "Rif1 is a global regulator of timing of replication origin firing in fission yeast."
Genes and Development 26,137-150. (**"Exceptional" evaluation in F1000; Highlighted in A-IMBN Research**)

30. Yamazaki, S., Ishii, A., Kanoh, Y., Oda, M., Nishito, Y. and ***Masai, H.** (2012) "Rif1 protein is a key regulator of the genome-wide DNA replication timing in human cells."
EMBO J. 31, 3167-3177. (**Highlighted in Commentary; highlighted in A-IMBN Research**)

31. Barkley, L.R., Palle, K., Durando, M., Day, T.A., Gurkar, A., Kakusho, N., Li, J., **Masai, H.**, *Vaziri, C. (2012) "c-Jun N-terminal Kinase (JNK)-Mediated Rad18 Phosphorylation Facilitates Pol η Recruitment to Stalled Replication Forks."
Mol. Biol. Cell. 23, 1943-1954.

32. Moriyama, K., Yoshizawa-Sugata, N., Obuse, C., Tsurimoto, T. and ***Masai, H.** (2012) "EBNA1-dependent recruitment of Orc on OriP of Epstein-Barr virus with purified proteins: Stimulation by Cdc6 through Its direct interaction with EBNA1."
J. Biol. Chem. 287, 23977-23994.

33. Ito, S., Ishii, A., Kakusho, N., Taniyama, C., Yamazaki, S., Sakaue-Sawano, A., Miyawaki, A., and ***Masai, H.** (2012) "Mechanism of cancer cell death induced by depletion of an essential replication regulator."
PLoS One, 7, e36372. **(Highlighted in A-IMBN Research)**
34. Uno, S., You, Z., and ***Masai, H.** (2012) "Purification of replication factors using insect and mammalian cell expression systems."
Methods, 57, 214-221.
35. Oda, M., Kanoh, Y., Watanabe, Y., and ***Masai, H.** (2012) "Regulation of DNA replication timing on human chromosome by a cell-type specific DNA binding protein SATB1."
PLoS One 7, e42375.
36. Miyoshi, T., Kugou, K., Yamada, S., Ito, M., Furuichi, M., Oda, A., Hirota, K. and **Masai, H.** and *Ohta, K. (2012) "A central coupler for recombination initiation linking chromosome architecture to S-phase checkpoint."
Mol. Cell 47, 722-733.
37. Suzuki, T., Tsuzuku, J., Hayashi, A., Shiomi, Y., Iwanari, H., Mochizuki, Y., Hamakubo, T., Kodama, T., Nishitani, H., **Masai, H.** and *Yamamoto, T. (2012) "Inhibition of DNA damage-induced apoptosis through Cdc7-mediated stabilization of Tob."
J. Biol. Chem. 287, 40256-40265. **(Highlighted in A-IMBN Research)**
38. Yamada, M., Watanabe, K., Mistrik, M., Mailand, N., Lee, M-H., **Masai, H.**, Lukas, J. and *Bartek, B. (2013) "ATR-Chk1-APC/C^{Cdh1}-dependent stabilization of Cdc7-ASK(Dbf4) kinase complex is required for DNA damage bypass under replication stress."
Genes and Development 27, 2459-2472.
39. You, Z., De Falco, S., Pisani, F.M. and ***Masai, H.** (2012) "MCM helicase interacts with primase and stimulates its priming activity."
PLoS One 8, e72408
40. Aria, V., De Felice, M., Di Perna, R., Uno, S., **Masai, H.**, Syvaoja, J.E., van Loon, B., Hubscher, U., *Pisani, F.M. (2013) "The Human Tim/Tipin Complex Directly Interacts with DNA Polymerase {epsilon} and Stimulates its Synthetic Activity."
J. Biol. Chem. 288, 12742-12752.
41. Jeffery, D.C., Wyse, B.A., Rehman, M.A., Brown, G.W., You, Z., Oshidari, R., **Masai, H.**, *Yankulov, K.Y. (2013) "Analysis of epigenetic stability and conversions in *Saccharomyces cerevisiae* reveals a novel role of CAF-I in position-effect variegation."
Nucleic Acids Res. 41, 8475-8488.

42. Tanikawa, M., Wada-Hiraike, O., Yoshizawa-Sugata, N., Shirane A, Hirano M, Hiraike H, Miyamoto, Y., Sone, K., Ikeda, Y., Kashiya, T., Oda K, Kawana K, Katakura Y, Yano T, **Masai, H.**, Roy AL, Osuga, Y., *Fujii, T. (2013) "Role of multifunctional transcription factor TFII-I and putative tumour suppressor DBC1 in cell cycle and DNA double strand damage repair."
Br. J. Cancer. 109, 3042-3048.

43. Bellelli, R., Castellone, M.D., Guida, T., Limongello, R., Dathan, N.A., Merolla, F., Cirafici, A.M., Affuso, A., **Masai, H.**, Costanzo, V., Grieco, D., Fusco, A., Santoro, M., and *Carlomagno, F. (2014) "NCOA4 Transcriptional Coactivator Inhibits Activation of DNA Replication Origins."
Mol. Cell 55, 123-137.

44. D., Kakusho, N., You, Z., Gharib, M., Wyse, B., Drury, E., Weinreich, M., Thibault, P. Verreault, A., **Masai, H.** and *Yankulov, K. (2015) "CDC28 phosphorylates Cac1p and regulates the association of Chromatin Assembly Factor I with chromatin."
Cell Cycle 14, 74-85.

45. Kotaro Koiwai, Takashi Kubota, Nobuhisa Watanabe, Katsutoshi Hori, Osamu Koiwai and ***Hisao Masai** (2015) "Definition of the transcription factor TdIF1 consensus binding sequence through genome-wide mapping of its binding sites."
Genes to Cells 20, 242-254.

46. Zech, J., Godfrey, E.L., **Masai, H.**, Hartsuiker, E. and *Dalgaard, J.Z. (2015) "The DNA-Binding Domain of S. pombe Mrc1 (Claspin) Acts to Enhance Stalling at Replication Barriers."
PLoS One 10, e0132595.

47. Iguchi, T., Aoki, K., Ikawa, T., Taoka, M., Taya, C., Yoshitani, H., Toma-Hirano, M., Koiwai, O., Isobe, T., Kawamoto, H., **Masai, H.** and *Miyatake, S. (2015) "BTB-ZF Protein Znf131 Regulates Cell Growth of Developing and Mature T Cells."
J. Immunol. 195:982-993.

48. Yutaka Kanoh, Seiji Matsumoto, Rino Fukatsu, Naoko Kakusho, Nobuaki Kono, Claire Renard-Guillet, Koji Masuda, Keisuke Iida, Kazuo Nagasawa, Katsuhiko Shirahige, and ***Hisao Masai** (2015) "Rif1 binds to G-quadruplexes and suppresses replication over long distances."
Nature Struct. Mol. Biol. 22, 889-897.

49. Zhiying You, Koji L. Ode, Haruhiko Takisawa, and ***Hisao Masai** (2016) "Characterization of conserved arginine residues on Cdt1 that affect licensing activity and interaction with Geminin or Mcm complex."
Cell Cycle 5, 1213-1226.

50. Tanaka T, Nishito Y, ***Masai H.** (2016) "Fork restart protein, PriA, binds around oriC after depletion of nucleotide precursors: Replication fork arrest near the replication origin."

Biochem. Biophys. Res. Commun. 470, 546-551.

51. Tanaka H, Muto A, Shima H, Katoh Y, Sax N, Tajima S, Brydun A, Ikura T, Yoshizawa N, **Masai H**, Hoshikawa Y, Noda T, Nio M, Ochiai K, *Igarashi K. (2016) "Epigenetic Regulation of the Blimp-1 Gene (Prdm1) in B Cells Involves Bach2 and Histone Deacetylase 3."

J. Biol. Chem. 291, 6316-6330.

52. *Nonaka T, Suzuki G, Tanaka Y, Kametani F, Hirai S, Okado H, Miyashita T, Saitoe M, Akiyama H, **Masai H**, Hasegawa M. (2016) "Phosphorylation of TAR DNA-binding Protein of 43 kDa (TDP-43) by Truncated Casein Kinase 1 δ Triggers Mislocalization and Accumulation of TDP-43."

J. Biol. Chem. 291, 5473-5483.

53. Chi-Chun Yang, Masahiro Suzuki, Shiori Yamakawa, Syuzi Uno, Ai Ishii, Satoshi Yamazaki, Rino Fukatsu, Ryo Fujisawa, Kenji Sakimura³, Toshiki Tsurimoto, ***Hisao Masai** (2016) "Claspin recruits Cdc7 kinase for initiation of DNA replication in human cells."

Nature Communications 7:12135 doi: 10.1038/ncomms12135.

54. Matsumoto, S., Kanoh, Y., Shimmoto, M., Hayano, M., Ueda, K., Fukatsu, R., Kakusho, N., ***Masai, H.** (2017) "Checkpoint-independent Regulation of Origin Firing by Mrc1 through Interaction with Hsk1 kinase."

Mol. Cell. Biol. Mar 17;37(7). pii: e00355-16. doi: 10.1128/MCB.00355-16. Print 2017 Apr 1. PMID: 28069740

55. Toteva, T., Mason, B., Kanoh, Y. Brøgger, P. Green, D., Verhein-Hansen, J. **Masai, H.** and *Thon, G. (2017) "Establishment of expression-state boundaries by Rif1 and Taz1 in fission yeast."

Proc. Natl. Acad. Sci. USA. 114, 1093-1098.

56. You, Z. and **Masai, H.** (2017) Potent DNA strand annealing activity associated with mouse Mcm2~7 heterohexamer complex."

Nucleic Acids Res. 45, 6495-6506.

57. Irie T, Asami T, Sawa A, Uno Y, Hanada M, Taniyama C, Funakoshi Y, **Masai, H.**, and *Sawa M. (2017) "Discovery of novel furanone derivatives as potent Cdc7 kinase inhibitors."

Eur. J. Med. Chem. 130, 406-418.

58. Moriyama, K., Yoshizawa-Sugata, N., and ***Masai, H.** (2018) "Oligomer formation and G-quadruplex binding by purified murine Rif1 protein, a key organizer of higher-order chromatin architecture."

J. Biol. Chem. 293, 3607-3624.

59. Iguchi, T., Miyauchi, E., Watanabe, S., **Masai, H.** and *Miyatake. S. (2018) "A BTB-ZF protein, ZNF131, is required for early B cell development."

Biochemical and Biophysical Research Communications, 501, 70-575.

60. ***Masai, H.**, Kakusho, N., Fukatsu, R., Ma, Y., Iida, K., Kanoh, Y. and Nagasawa, K. (2018) "Molecular architecture of G-quadruplex structures generated on duplex Rif1 binding sequences."
J Biol Chem. 293, 17033-17049.

61. Kobayashi, S., Fukatsu, R., Kanoh, Y., Kakusho, N., Matsumoto, S., Chaen, S. and ***Masai, H.** (2019) "Both a unique motif at the C terminus and N-terminal HEAT repeat contribute to G4 binding and origin regulation by Rif1 protein."
Mol Cell. Biol. 39(4). pii: e00364-18. Appeared in the cover figure of the issue

62. ***Masai, H.**, Fukatsu, R., Kakusho, N., Kanoh, Y., Moriyama, K., Ma, Y., Iida, K., Nagasawa, K. (2019) "Rif1 promotes self-association of G-quadruplex (G4) by its specific G4 binding and oligomerization activities."
Sci. Rep., 9(1), 8618.

63. Ito, S., Goto, H., Kuniyasu, K., Shindo, M., Yamada, M., Tanaka, K., Toh, G-K., Sawa, S., Inagaki, M., Bartek, B., and ***Masai, H.** (2019) "Cdc7 kinase stimulates Aurora B kinase in M-phase."
Sci. Rep., 9(1):18622.

64. Yang, C-C., Kato, H., Shindo, M. and ***Masai, H.** (2019) "Cdc7 activates replication checkpoint by phosphorylating the Chk1 binding domain of Claspin in human cells."
E-life, 8. pii: e50796.

65. *Kato H, Asamitsu K, Sun W, Kitajima S, Yoshizawa-Sugata N, Okamoto T, **Masai H**, Poellinger L. (2020) "Cancer-derived UTX TPR mutations G137V and D336G impair interaction with MLL3/4 complexes and affect UTX subcellular localization."
Oncogene. doi: 10.1038/s41388-020-1218-3. [Epub ahead of print] PubMed PMID: 32071397.

66. ***Masai, H**, Kanoh, Y, Kakusho, N, Fukatsu, R (2020) "Detection of cellular G-quadruplex by using a loop structure as a structural determinant."
Biochemical and Biophysical Research Communications, 531:75-83.

67. Fracassi A, Cao J, Yoshizawa-Sugata N, Toth E, Archer C, Groninger O, Ricciotti E, S-Y Tang, Handschin S, Bourgeois J-P, Ray A, Liosi K, Oriana S, Stark W, **Masai H**, Zhou R, Yamakoshi Y (2020) "LDL-mimetic lipid nanoparticles prepared by surface KAT ligation for in vivo MRI of atherosclerosis"
Chem Sci in press

68. Kitajima S, Sun W, Lee KL, Ho JC, Oyadomari S, Okamoto T, **Masai H**, Poellinger L, Kato H. (2021) A KDM6 inhibitor potently induces ATF4 and its target gene expression through HRI activation and by UTX inhibition. *Sci Rep.* 11(1):4538.

69. *Yoshizawa-Sugata N, Yamazaki S, Mita-Yoshida K, Ono T, Nishito Y, ***Masai H.** (2021) "Loss of full-length DNA replication regulator Rif1 in two-cell embryos is associated with zygotic transcriptional activation." *J Biol Chem.* 297:101367.

Reviews in English (after 2008)

1. Fujii-Yamamoto, H., Yamada. M., and ***Masai, H.** (2008) "Regulation of DNA replication factors by E2F in cancer and embryonic stem cells." in "Control of Cellular Physiology by E2F Transcription Factors." *Research Signpost* 209-221.

2. Ito, S., Taniyama, C., Arai, N. and ***Masai, H.** (2008) "Cdc7 as a potential new target for cancer therapy." *Drug News and Perspectives* 21, 481-488. **Featured on the cover of the issue**

3. Sawa, M., and ***Masai, H.** (2009) "Drug Design with Cdc7 kinase, a potential novel cancer therapy target." *Drug Design, Development and Therapy* 2, 255-264.

4. Toh, G.K., and **Masai, *H.** (2009) "ASK" *UCSD-Nature Molecule Pages*, Published online: 25 Feb 2009 | doi:10.1038/mp.a000345.01 (Review)

5. ***Masai, H.**, Matsumoto, S., You, Z., Yoshizawa-Sugata, N. and Oda, M. (2010) "Eukaryotic DNA replication; where, when and how?" *Annual Rev. Biochem.* 79, 89-130.

6. ***Masai, H.**, Tanaka, T. and Kohda, D. (2010) "Stalled replication forks: Making ends meet for recognition and stabilization." *Bioessays* 32, 687-697. (Review)

7. Tanaka, T. and ***Masai, H.** (2010) "Bacterial primosome." In: Encyclopedia of Life Sciences (ELS). John Wiley & Sons, Ltd: Chichester. DOI: 10.1002/9780470015902.a0001048.pub2

8. Tanaka, T. and ***Masai, H.** (2010) "Bacterial replication fork: synthesis of lagging strand." In: Encyclopedia of Life Sciences (ELS). John Wiley & Sons, Ltd: Chichester. DOI: 10.1002/9780470015902.a0001049.pub2

9. ***Masai, H.** (2010) "FANCS regulate firing of DNA replication origins." *Cell Cycle* 9, 2494.

10. Vaziri, C. and ***Masai H.** (2010) "Integrating DNA replication with Trans-Lesion Synthesis via Cdc7." *Cell Cycle* 9, 4818-4823.

11. ***Masai, H.** (2011) "RecQL4: a helicase linking formation and maintenance of a replication fork." *J. Biochem.* 149, 629-631 (commentary)

12. Toh G-T. and ***Masai, H.** (2012) "Cdc7L1" *UCSD-Nature Molecule Pages*, Published online: 31 August 2012 | doi:10.6072/H0.MP.A003137.01 (Review)

13. ***Masai, H.** (2012) "Cdc7" The Encyclopedia of Signaling Molecules Springer Reference and Database Publishing
14. ***Masai, H.** (2012) "Dbf4" The Encyclopedia of Signaling Molecules Springer Reference and Database Publishing
15. Yamazaki, Hayano, M. and ***Masai, H.** (2013) "Replication timing regulation of eukaryotic replicons: Rif1 as a global regulator of replication timing." *Trends in Genetics*. 29, 449-460.
16. ***Masai, H.** (2013) "A personal reflection on the Replicon Theory: from R1 plasmid to replication timing regulation in human cells." *J. Mol. Biol.* 425, 4663-4672. (Review)
17. Matsumoto, S. and ***Masai, H.** (2013) "Regulation of chromosome dynamics by Hsk1 kinase." *Biochemical Society Transactions* 41, 1712-1719. (Review)
18. Yoshizawa-Sugata, N. and ***Masai, H.** (2014) "Cell cycle synchronization and flow cytometry analysis of mammalian cell." *Methods in Molecular Biology*, 1170, 279-293. (Review)
19. ***Hisao Masai** (2014) "ATM in prevention of genomic instability." *Cell Cycle*, 13, 882-883. (News and Views)
20. Renard-Guillet, C., Kanoh, Y., Shirahige, K., and ***Masai, H.** (2014) "Recent advances in temporal and spatial regulation of eukaryotic DNA replication: From regulated initiation to genome-scale timing program." *Seminars in Cell & Developmental Biology*, 30, 110-120. (Review)
21. Yamada, M., **Masai, H.**, and ***Bartek, J.** (2014) "Regulation and roles of Cdc7 kinase under replication stress." *Cell Cycle* 13, 1859-1866.
22. ***Masai, H.** (2015) "Building up the machinery for DNA replication." *Cell Cycle* 14, 3011-3012. (News and Views)
23. Naoko Yoshizawa, Satoshi Yamazaki, and ***Hisao Masai** (2015) "Rif1, a conserved chromatin factor regulating DNA replication, DNA repair and transcription." In *The Initiation of DNA Replication in Eukaryotes*, Springer
24. Hayano, M., Matsumoto, S. and ***Masai, H.** (2015) "DNA Replication Timing: Temporal and Spatial Regulation of Eukaryotic DNA Replication." in Fumio Hanaoka and Kaoru Sugasawa (Eds): DNA Replication, Recombination, and Repair (Springer)
25. ***Masai, H.**, Kanoh, Y., Moriyama, K., Yamazaki, S., Yoshizawa, N., and Matsumoto, S. (2017) "Telomere binding factors in regulation of DNA replication." *Genes & Genetic Systems*, Jun 30. doi: 10.1266/ggs.17-00008. [Epub ahead of print]

(Review)

26. ***Masai, H.** (2017) "A novel p53-Cdc7 link induced by genotoix stress." *Cell Cycle*, 6, 735-736 (News and Views)
27. ***Masai, H.**, Yang, C-C., and Matsumoto, S. (2017) "Mrc1/Claspin: a new role for regulation of origin firing." *Current Genetics* 45, 6494-6506. (Review)
28. ***Masai, H.** Encyclopedia of Signaling Molecules, 2nd Edition : Dbf4 (2017)
29. ***Masai, H.** Encyclopedia of Signaling Molecules, 2nd Edition : Cdc7 (2017)
30. Moriyama, K., Lai, M.S. and ***Masai, H.** (2017) "Interaction of Rif1 Protein with G-Quadruplex in Control of Chromosome Transactions." *Adv Exp Med Biol* Vol. 1042, pp287-310. "DNA Replication, From Old Principles to New Discoveries" (Masai, H. and Foiani, M. Eds) Springer
31. Ghadiri, H. Alavi, S., Dabirmanesh, B., Moriyama, K., *Khajeh, K. and **Masai, H.** (2018) "Study Break: Cell Timer/Cell Clock." *Iran Biomed J.* 22(6):360-1. Epub 2018 Sep 16. PMID: 30218996; PMCID: PMC6305818.
32. Tanaka, T. and ***Masai, H.** (2019) "Bacterial primosome." In: Encyclopedia of Life Sciences (ELS). John Wiley & Sons, Ltd: Chichester. In press
33. Masai, H. (2019) "For 60th birthday of BBRC: DNA replication factors outside S phase." *Biochemical and Biophysical Research Communications*, 520:685-686.
34. ***Masai, H.** and Tan, Z. (2020) "G-quadruplexes: tools, roles, and goals." *Biochemical and Biophysical Research Communications*, 531:1-2.
35. ***Masai, H.** and Tanaka, T. (2020) "G-quadruplex DNA and RNA: Their roles in regulation of DNA replication and other biological functions." *Biochemical and Biophysical Research Communications*, 531:25-38.
36. Alavi, S., Ghadiri, H., Dabirmanesh, B., Moriyama, K., Khajeh, K., and ***Masai, H.** (2020) G-quadruplex binding protein Rif1, a key regulator of replication timing. *J. Biochem.* doi: 10.1093/jb/mvaa128. Epub ahead of print. PMID: 33169133.
37. *Oki M, and ***Masai H.** (2021) "Regulation of HP1 protein by phosphorylation during transcriptional repression and cell cycle." *J. Biochem.* mvab040.